











PHASE ONE LOTS

LEGEND

- | | | | |
|---|--|--|---|
|  Lot A |  Lot B |  Lot C* |  Lot D* |
|  Lot E* |  Lot F* |  Lot G* |  General Aviation* |
|  Highway Commercial Lots* |  Harvard Way Commercial Lots* |  Currently Occupied (Available) | |

* Lots can be subdivided

